



Instrumental Neutron Activation Analysis (INAA) – Practice and Potential Forensic Applications

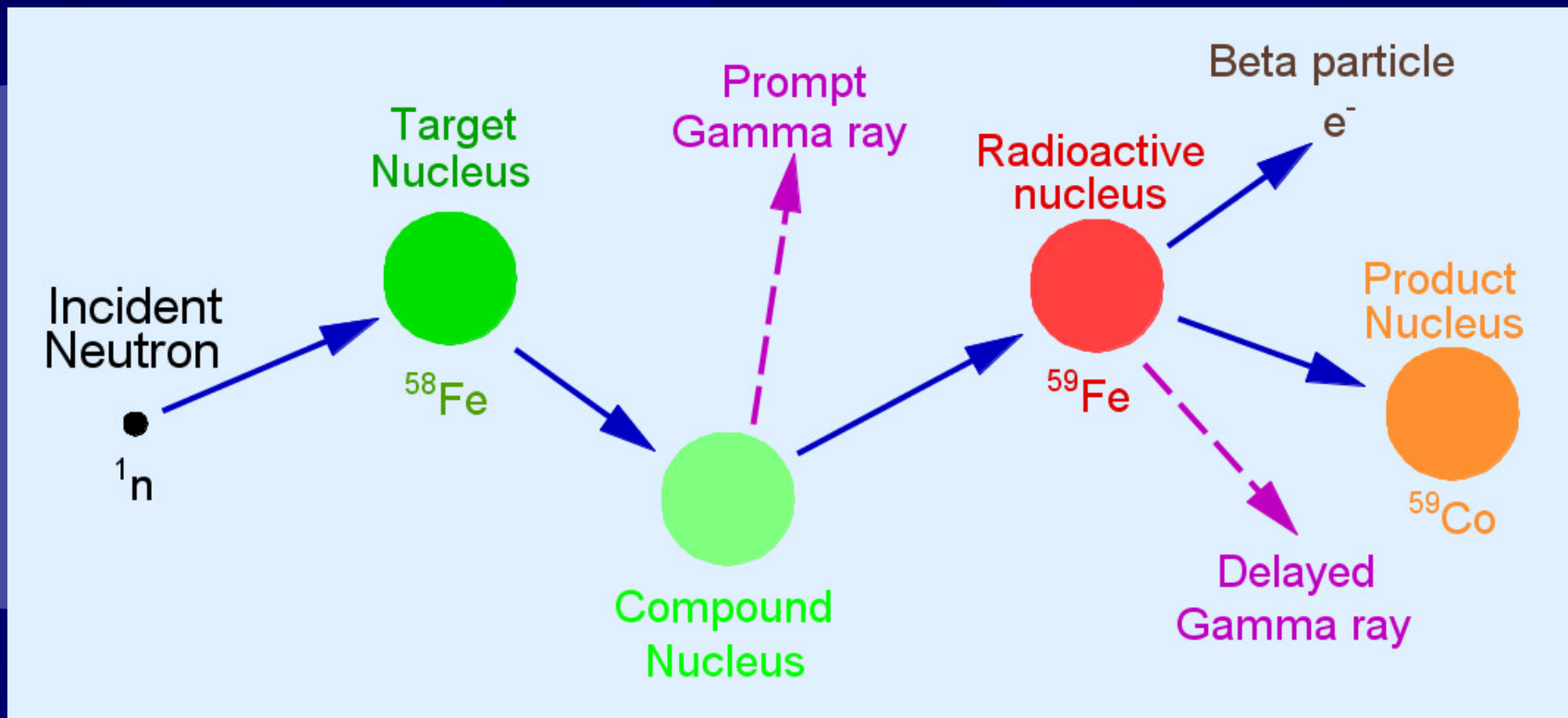


Nelson Eby

University of Massachusetts Lowell


The n-gamma Reaction

The basic reaction for INAA



Example: $^{58}\text{Fe} + ^1_0\text{n} \longrightarrow ^{59}\text{Fe} + \text{Beta}^- + \text{gamma rays}$

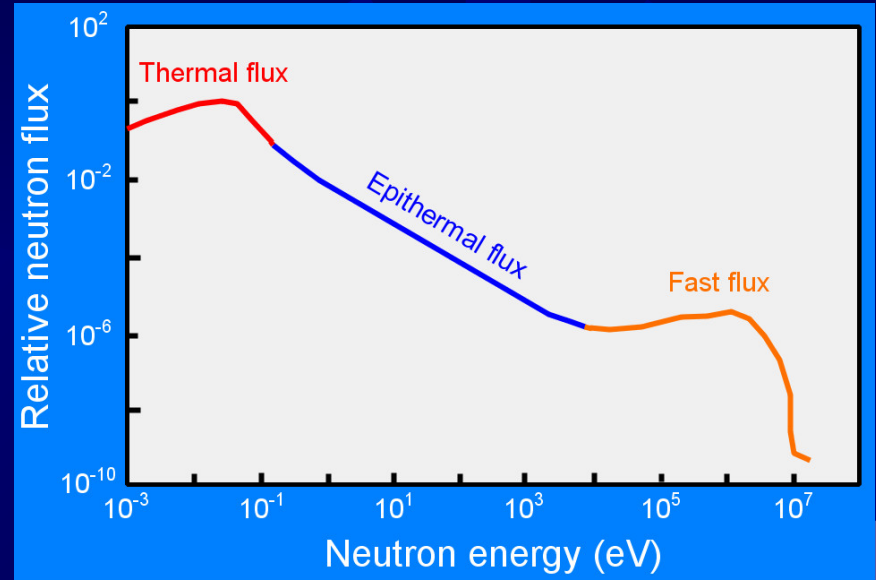
Gamma ray energies = 142.4, 1099.2, 1291.6 KeV

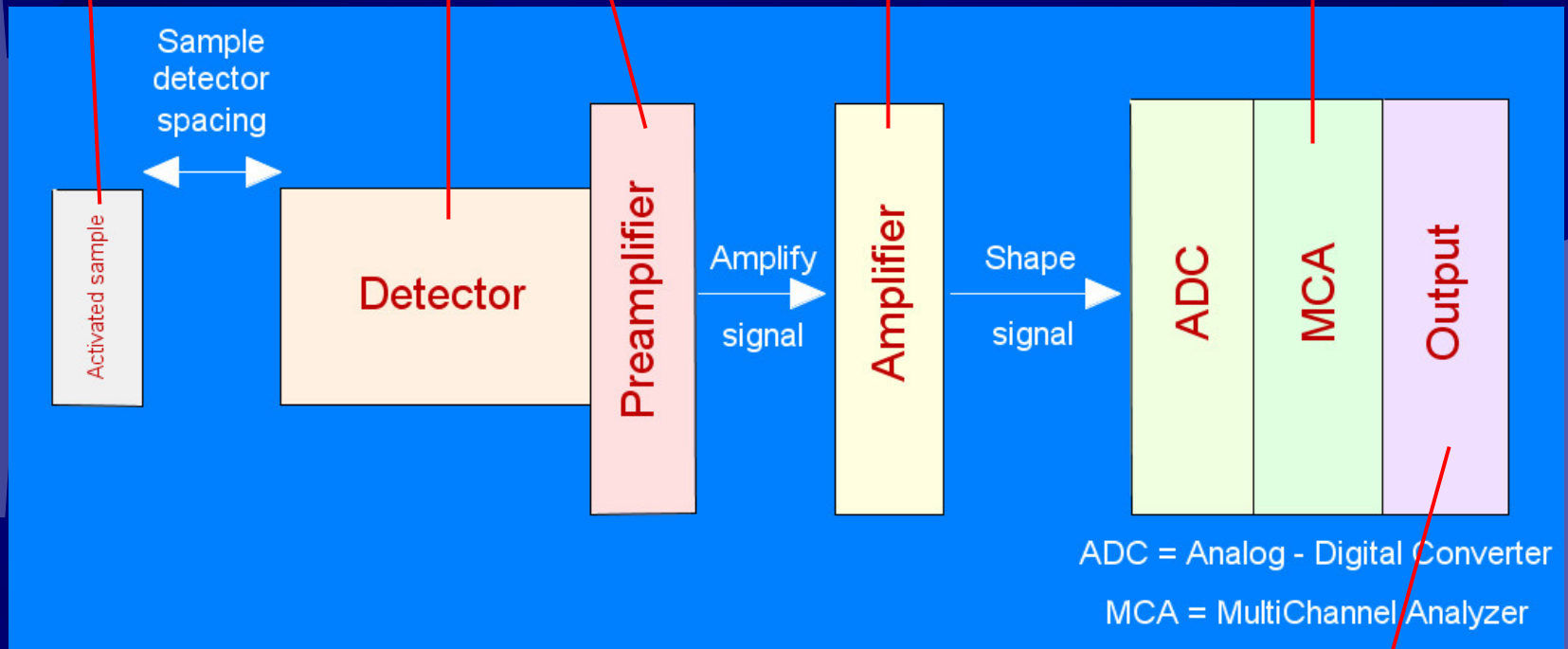


UML 1 Mw Research Reactor

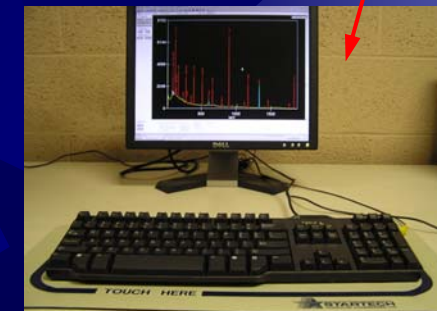
The Neutron Source

Different neutron energies are used for different types of experiments.



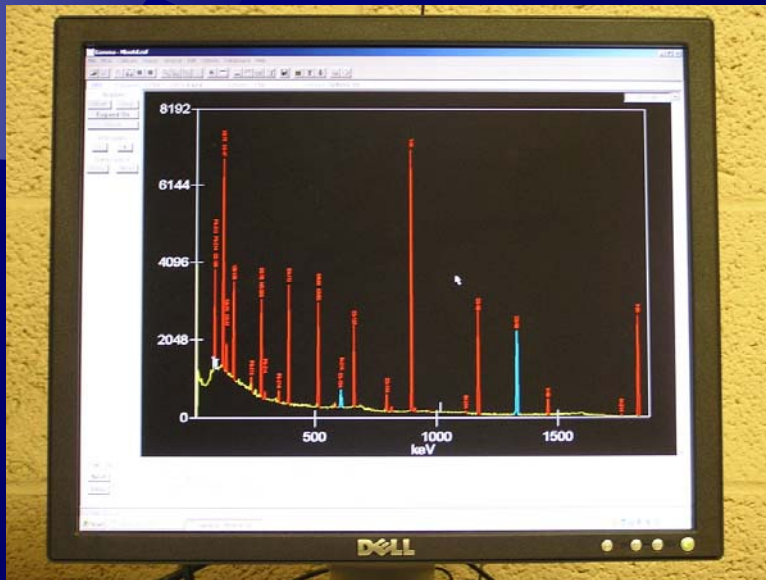


Data acquisition flow sheet

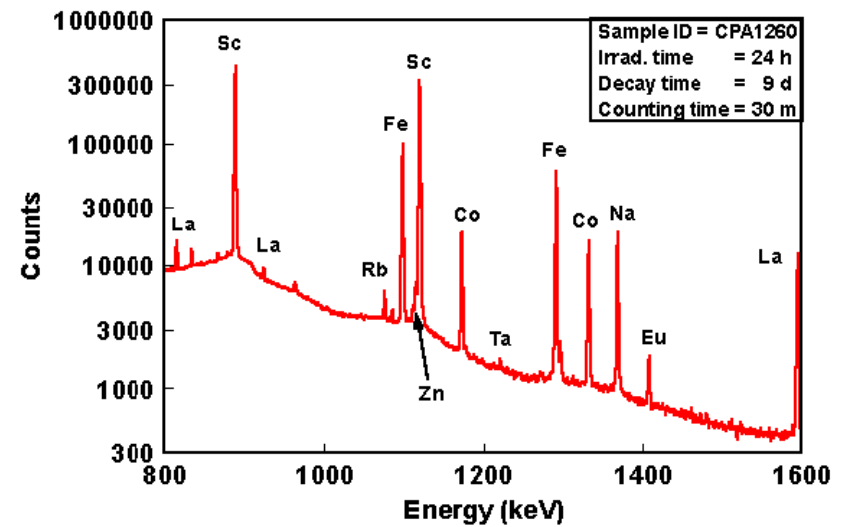
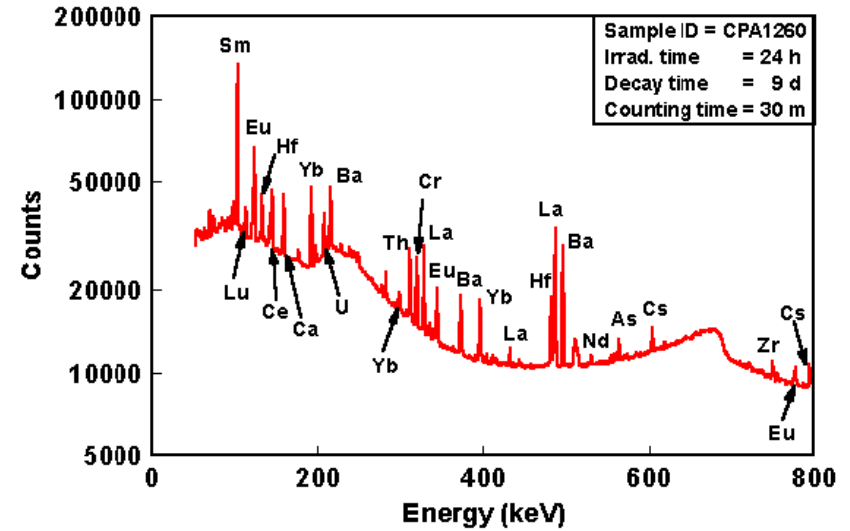




UML INAA Lab



Gamma ray spectrum for a multi element sample



Detection limits (DL) for elements that can be determined by INAA	
DL (nanograms)	Elements
0.01-0.1	Au, Eu, Ho, Ir, Sm, Lu
0.1-1	Ag, As, Co, Cs, Hf, La, Sb, Sc, Se, Ta, Tb, Th, Tm, U, W, Yb
1-10	Ba, Br, Ce, Cr, Gd, Mo, Na, Nd, Ni, Rb, Sr, Zn, Zr
10-100	K
100-1000	Fe

Advantages of INAA

- **Can analyze a large number of elements simultaneously**
- **Very low detection limits for many elements**
- **Small sample sizes (1 – 200 mg)**
- **No chemical preparation**
- **Nondestructive. The material is available for other analytical techniques**
- **Relatively low entry cost (~\$60,000) compared to other high sensitivity analytical methods**

Forensics – Source of the Maple Syrup



**Collecting sap the
old fashioned way**

Collecting sap the modern way. Plastic barrels and polyethylene tubing.



Transferring sap to the sugar house



Sap holding vats



Boiling down the sap



Syrup production line



Main boiler



Secondary boiler



Finish boiler

Concentrations (ppm) and ratios of trace metals in Maple Syrup

	Newton	Winsor	Parker A	Parker B	W MA	VT	Quebec
Sc	0.010	0.009	0.004	0.008	0.006	0.002	0.030
Cr	0.67	0.71	0.83	nd	0.87	0.136	1.67
Co	0.094	0.064	0.073	0.046	0.057	0.078	0.119
Zn	9.3	13.1	50.6	19.4	76.3	5.5	19.4
Rb	7.5	3.1	10.2	5.7	15.7	7.5	9.0
Sr	28.6	13.7	10.7	nd	8.3	10.5	17.5
As	0.029	0.014	0.022	nd	0.010	0.016	0.016
Sb	0.018	0.010	0.034	0.004	0.010	0.002	0.009
Se	ppb	nd	nd	nd	nd	nd	8.72
Zn/Cr	13.9	18.5	61	nd	88	40	11.6
Rb/Cs	642	363	433	nd	175	356	419
Ba/Sr	0.59	0.18	0.76	nd	1.29	2.26	0.37
As/Sb	1.59	1.50	0.64	nd	2.24	8	1.91



Location map
for Tanzania
National
Parks

Serengeti plains

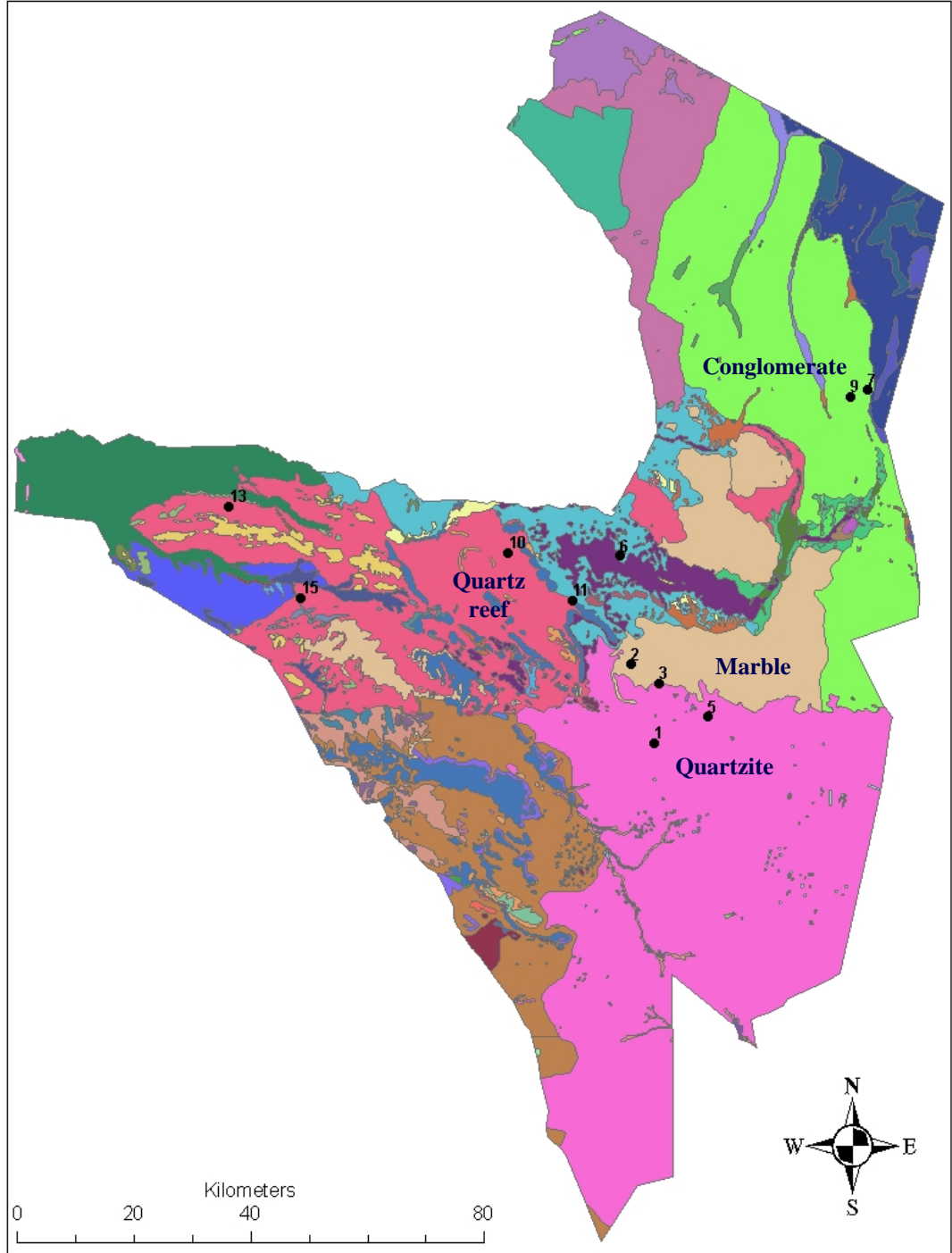


Serengeti Grasses

Digitaria

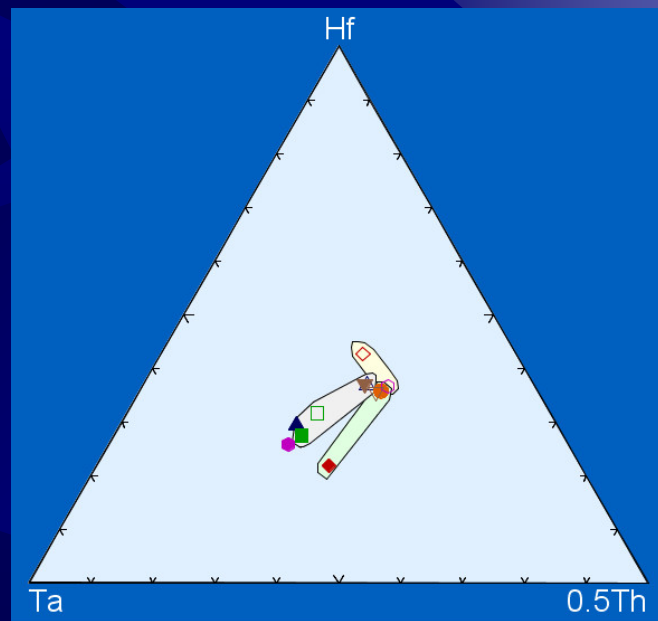
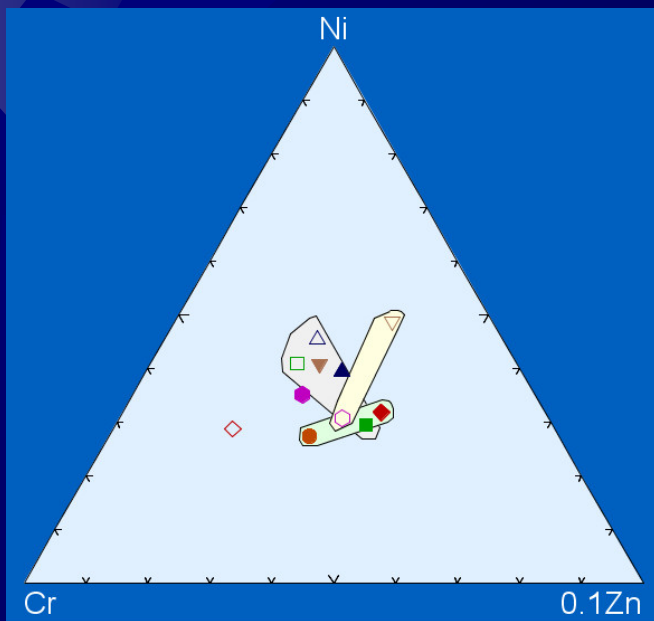
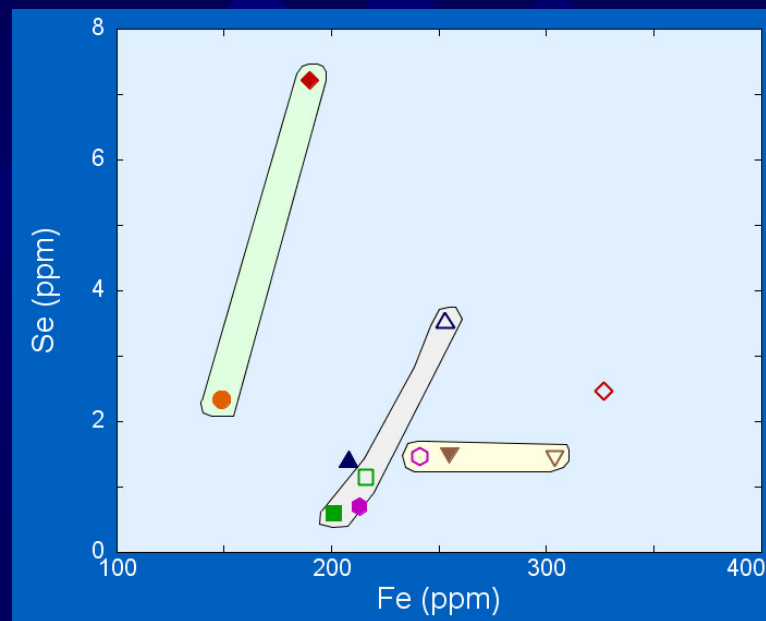
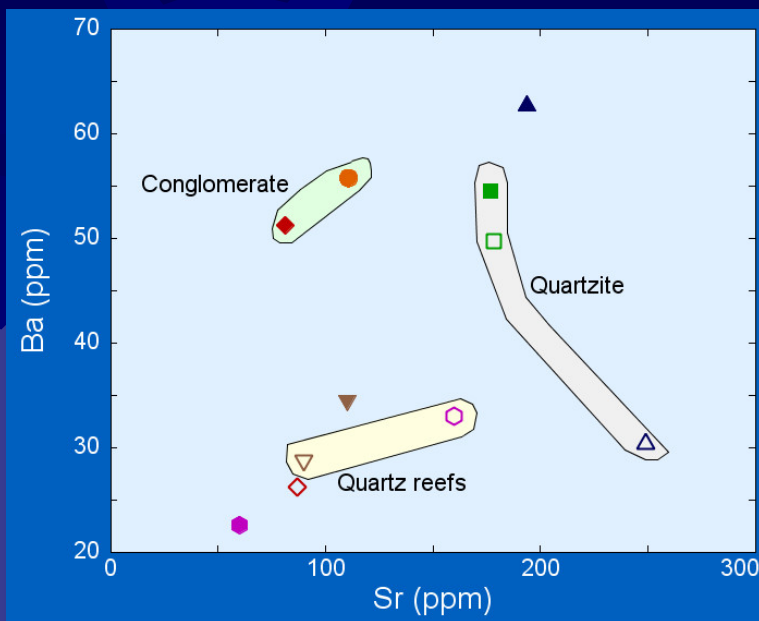
Sporobolus

Themeda



Sample Locations and Geology

Trace element distributions for grasses from geographic areas with different bedrock geology.



Summary of Materials Used in Glazes

Material	Chemistry
Bentonite	$((\text{Na,Ca})_{0.33}(\text{Al,Mg})_2(\text{Si}_4\text{O}_{10})(\text{OH})_2 \cdot n\text{H}_2\text{O})$
Cryolite	Na_3AlF_6
Dolomite	$\text{CaMg}(\text{CO}_3)_2$
Epsom salts	$\text{MgSO}_4 \cdot 7\text{H}_2\text{O}$
Fluorspar	CaF_2
Gerstley borate	$2\text{CaO} \cdot 3\text{B}_2\text{O}_3 \cdot 5\text{H}_2\text{O}$
Kaolin (Kaolinite)	$\text{Al}_2\text{Si}_2\text{O}_5(\text{OH})_4$
Lepidolite	$\text{K}(\text{Li,Al})_3(\text{Al,Si})_4\text{O}_{10}(\text{F,OH})_2$
Lithium carbonate	LiCO_3
Nepheline syenite	Various Na-K-Al silicate minerals
Potash feldspar (K-spar)	KAlSi_3O_8
Silica (Quartz)	SiO_2
Soda feldspar (Albite)	$\text{NaAlSi}_3\text{O}_8$
Whiting (Calcite)	CaCO_3
Wollastonite	CaSiO_3
Zircopax (Zircon)	ZrSiO_4
Colorant Oxides	
Cobalt	Co
Copper carbonate	CuCO_3
Hematite	Fe_2O_3
Rutile	TiO_2



Gamma ray spectrum for Ceramic 6

