



# Tanzania Green Energy Approach

**Presented by:** Alex Bissell, Charl du Toit and David Coe

**Date:** May 5th, 2018

ENVI.5720: Energy and the Environment

# Outline

1. Tanzania Demographics
2. Current Energy Situation
3. Climate Change in Tanzania
4. Main Issues
5. Potential Solutions
6. Geothermal
7. Wind Power
8. Solar
9. Education
10. Past, Present and Future



# Tanzania Demographics

- Land area of 945,000 square km
- Population of 44,929,002 people (2012)
  - Growth rate of approx 2.9% per year
  - Expected to reach 64 million by 2025; 83 million by 2035
- 75% of population lives in rural areas
  - Urbane populations projected to increase by 2035, but rural will still dominate
- Economy
  - Grew 6.7% a year on average from 2000-2012
  - GDP per capita grew to 1379 (US\$2005, PPP)
  - 33% of population (2007 number) still lives in poverty (2% decrease from 2001)
  - 50% GDP from tourism, 25% from agriculture
  - 67% of workforce employed in agriculture
- Significant underdeveloped mineral reserves exist in the country




# Current Energy Situation

- National Energy Policy (1992,2015)
  - Promotes efficient energy use
  - Ensure availability of reliable & affordable energy
- Resources:
  - Hydro
  - Natural Gas
  - Coal
  - Uranium
  - Geothermal
  - Other renewable (wind, biomass, solar, tidal and wave energy)
- +/- 85% Energy supply from Biomass (Charcoal and Firewood)
  - >80% of energy from Biomass is consumed in rural areas; deforestation

## Tanzania Electricity Profile

Total Installed Capacity:

**1,357.69** MW



© TanzaniaInvest.com  
Source: Tanzania Ministry of Energy and Minerals

# POWER AFRICA

A U.S. GOVERNMENT-LED PARTNERSHIP



- Launched in 2013 by President Obama
  - Double electricity coverage in sub-Saharan Africa
  - Add 30,000 MW new, clean energy to 60 million new connections(clients)
- 150 MW Kinyerezi I gas-fired thermal plant has been commissioned
- 2015, TANESCO (public utility) established independent transmission system operator, or TSO through Power Africa
  - Developed TSO Business Plan and Transition Roadmap
  - Fully operational TSO expected by 2021
- Supports off-grid power providers for rural areas
  - Devergy (Social energy services company)
  - Deploys micro-grids for customers to run appliances and lights

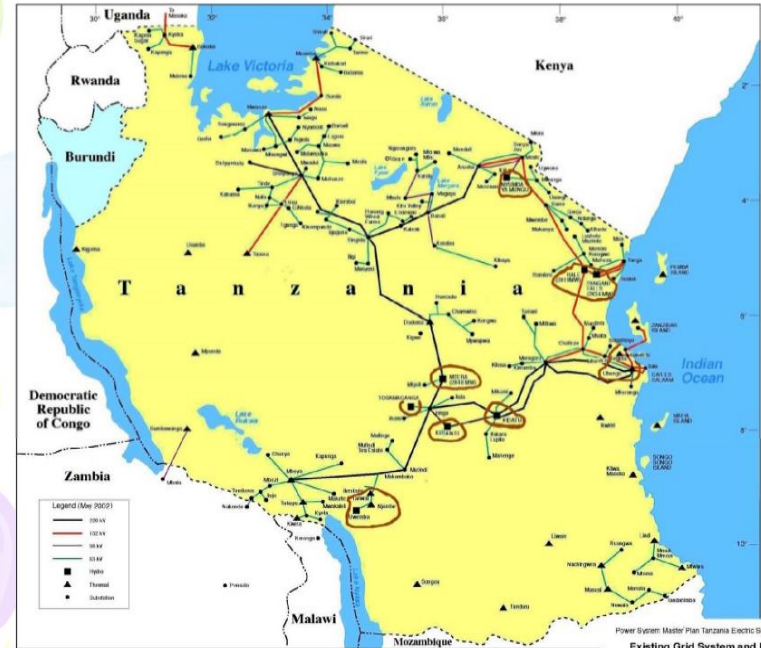
# Climate Change in Tanzania

- Rainfall and Rivers
  - 1 wet season, dry season getting drier
  - Annual flow reductions of 6-10% in rivers (VPO-URT, 2003)
  - In Tanzania, two of three rivers have reduced flow due to declining regional rainfall, which has had ecological and economic impacts such as water shortages, lowered agricultural production, increased fungal and insect infestations, decreased biodiversity and **variable hydropower production** (Orindi and Murray, 2005).
- Sea Level Rise (SLR)
  - SLR and coastal erosion leading to coastal management issues with coral reef loss
  - SLR will cause salt-water intrusion into freshwater supplies in aquifers and deltas
- (Hansen et al., 2003). Initial vulnerability assessments and adaptation planning from Tanzania point to the need for mangrove protection, reforestation with “climate-smart species”, integrated land-use and marine planning, as well as activities to improve resource use technology.

# Main Issues

- No major development in the laws regulating the energy sector
- Low income country
  - Lack of creditworthy off-taker
  - Lack of cost-reflective tariffs
  - Heavy reliance on expensive energy methods
- Majority of population live in rural area
  - Restricted access to affordable and reliable electricity
- Climate change affects hydropower reducing production

## TANESCO's Grid Power Network



# Potential Solutions

- Wind
  - Offshore availability for building
  - Strong onshore winds with monsoon influences
- Solar
  - Off-grid energy solutions becoming popular
  - Availability to rural population
  - Gov. support through no import tariffs
- Geothermal
  - Gov has commissioned Geothermal Strategy and Regulatory Framework and Risk Guarantee
  - Still in early stages, may not happen for many years
- Hydropower
  - 2,100 MW Stieglers Gorge hydropower plant in the works
  - Climate Change issues will lessen power output
  - Hydrological issues are ever present as well, lessening reliability



# Geothermal

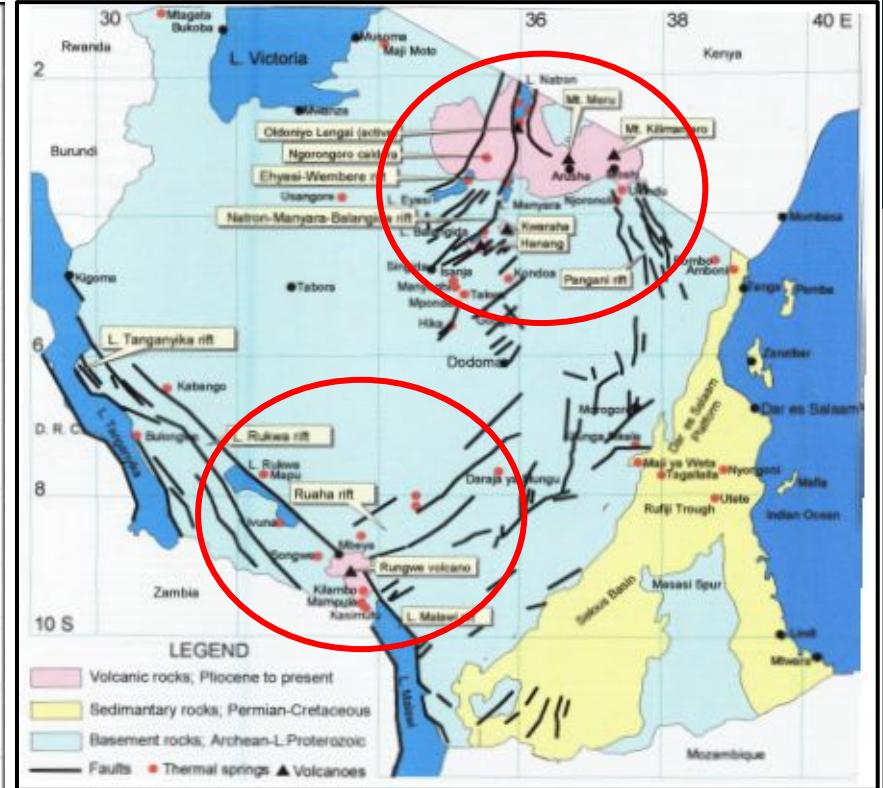
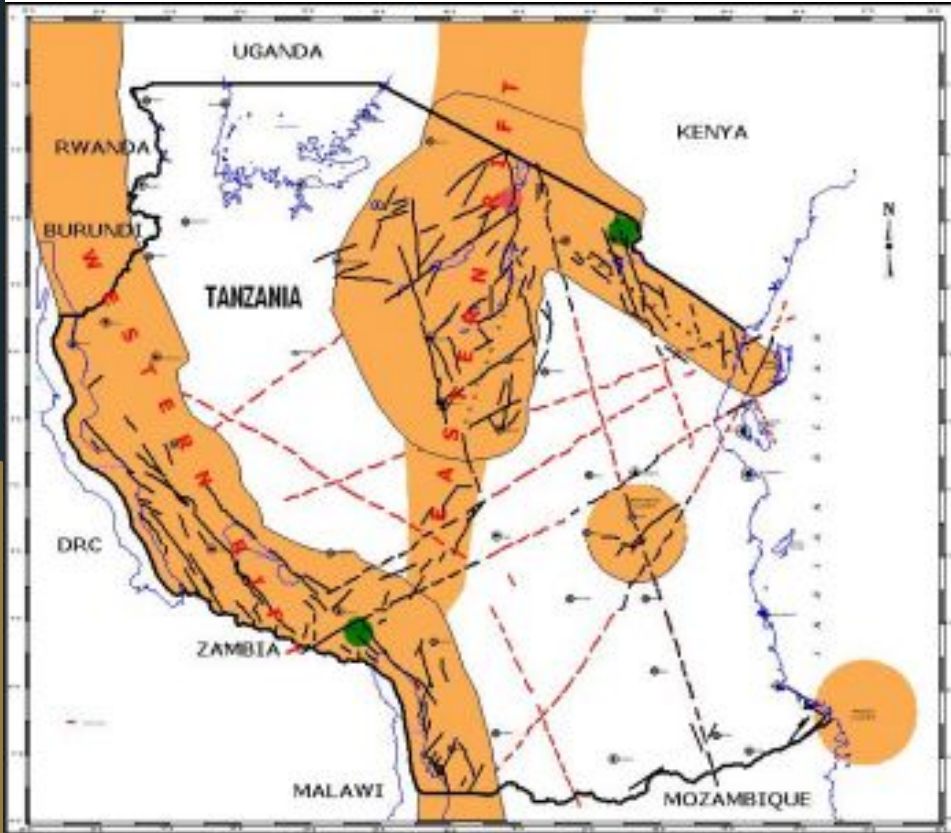
***Tanzania has significant geothermal potential***

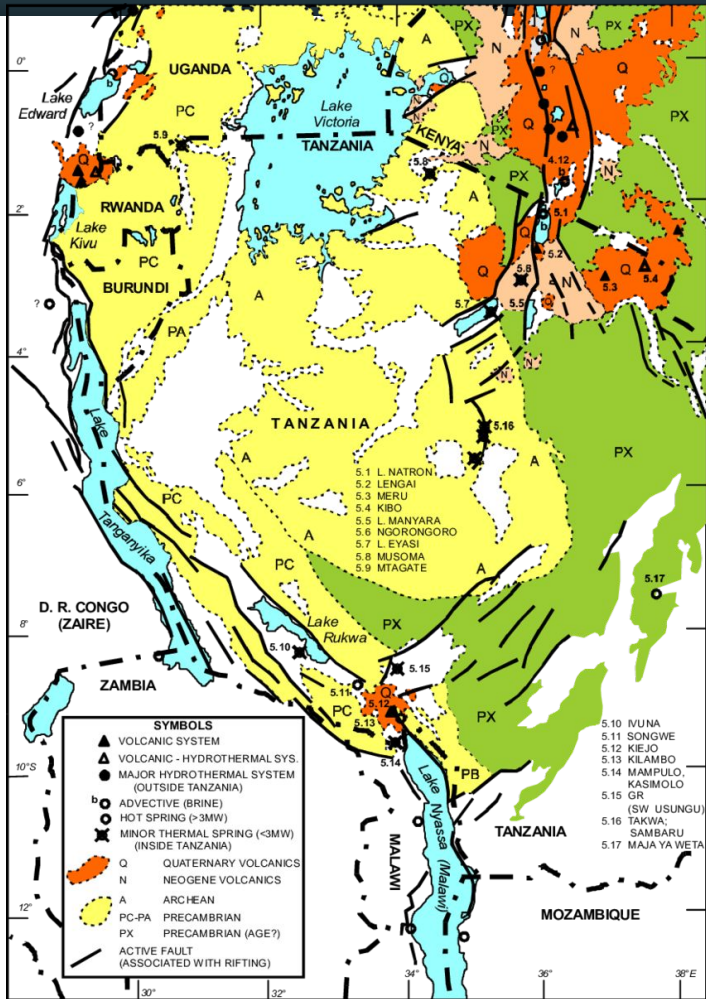
- Geothermal sites are located in areas transected by the East African Rift Valley System (EARVS)
- Estimates indicate potential exceeding 650MW
- Clean and renewable energy source that could provide sufficient and reliable energy, and bridge electricity supply gap in Tanzania



**Geothermal steam rising from the Rufiji Valley Basin**

# Geothermal





## Geothermal

- ★ Sites identified with hot springs located proximal to EARVS
- ★ Areas include:
  - Northern Volcanic Provinces
    - Kilimanjaro, Meru & Natron
  - Southwestern Tanzania
    - Rungwe Volcanic Province
  - Eastern Coastal areas (South of Dar - es - Salaam)
    - Surface manifestation of geothermal resources (Utete and Luhoi area)

## Geothermal - Exploration History

<b>Year</b>	<b>Institution</b>	<b>Study</b>	<b>Results</b>	<b>Area</b>
1976 - 1979	SWECO through Sida	Reconnaissance exploration	50 hot springs sampled	Lake Natron, Manyara, Utete, Mbeya, Musoma
1983	UNDP funded geothermal mission	Reconnaissance exploration	Mbeya considered a good prospect	South Mbeya
1997 - 2004	First Energy Company Ltd	Reconnaissance Exploration, Power project pre feasibility study	Samples collected and analyzed, good results, (promising site)	Luhoi - Coast region
2004 - 2005	DECON through African Development Bank (ADB)	Rural electrification study Magnetometric, gravity and resistivity surveys	Recommended detailed assessment of Mbeya area.	Lake Natron, Manyara and Mbeya (Songwe, Kasumulo, Mampulo)
2004 - 2005	Regional Consultant for Geothermal in East Africa	Status of geothermal resource development in Tanzania	Recommended further studies on Songwe, Luhoi and Lake Natron	Lake Natron, Songwe river, Luhoi (Coast region)

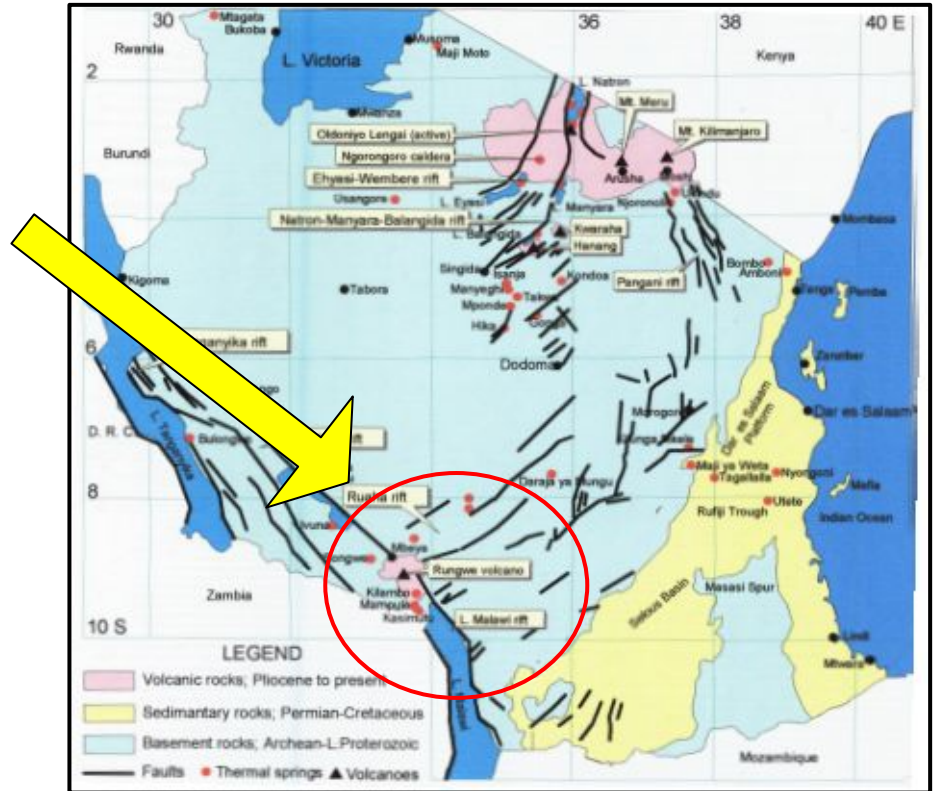
# Geothermal - Exploration History

2006 – 2009	MEM collaboration with Geological Survey of Tanzania and Federal Institute for Geosciences and Natural Resources (BGR) German	Reconnaissance study on geophysics method of exploration by using Transient Electro Magnetic (TEM) and Vertical Electric Sounding (VES)	One site for detailed assessment identified	Songwe river in Mbeya region
2009 – 2012	GoT in collaboration with Federal Institute for Geosciences and Natural Resources (BGR) German; GEOTHERM phase 2	Pre-feasibility study by using (TEM) and Magnetotellurics (MT).	Low resistive layers encountered in the subsurface (report not yet out)	Lake Ngozi area in Mbeya region



# Geothermal - Results

- High - enthalpy resources are mainly favourable in Mbeya region (SW Tanzania in Rungwe Volcanic Province)
  - Active Faults present → allowing fluid flow
  - Surface manifestation of geothermal activity → hot springs seen
- Geochemical nature of Mbeya hydrothermal fluids were used to help predict the potential for other regions (Mbeya waters used as a standard or minimum standard to ID geothermal resource viability)



# Geothermal - Results

- **Geochemical Data:**

- Low B/Cl ratio in water = water belong to old hydrothermal system
- Mbeya regional waters and water from Lake Ngozi area show geothermal character

- **Geophysical Data:**

- TEM and MT surveying around Ngozi area show low resistivity layers → thus alteration zones → geothermal potential



# Geothermal Energy Development: Present to Future

TGDC is a subsidiary company of TANESCO, established by the GoT in 2013

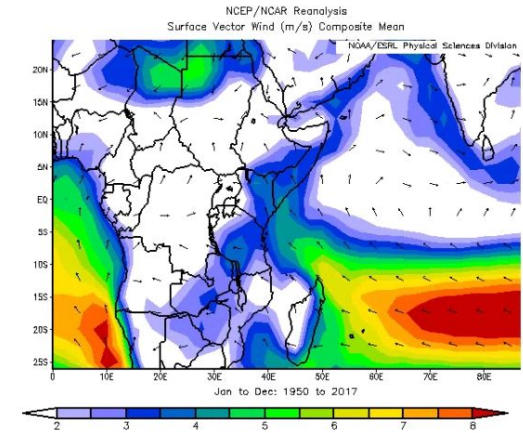
- Purpose: Oversee, Expedite and Guide geothermal energy development in Tanzania
- TGDC aims to generate electricity from geothermal resources as a “clean” & renewable source
- In addition, dry spells directly affect energy supply from hydroelectric plants → GTE could help the country to meet supply demand by 2025
- Geothermal Energy Generation goals:
  - ❖ 200 MW by 2020
  - ❖ 500 MW by 2022
  - ❖ 800 MW by 2025

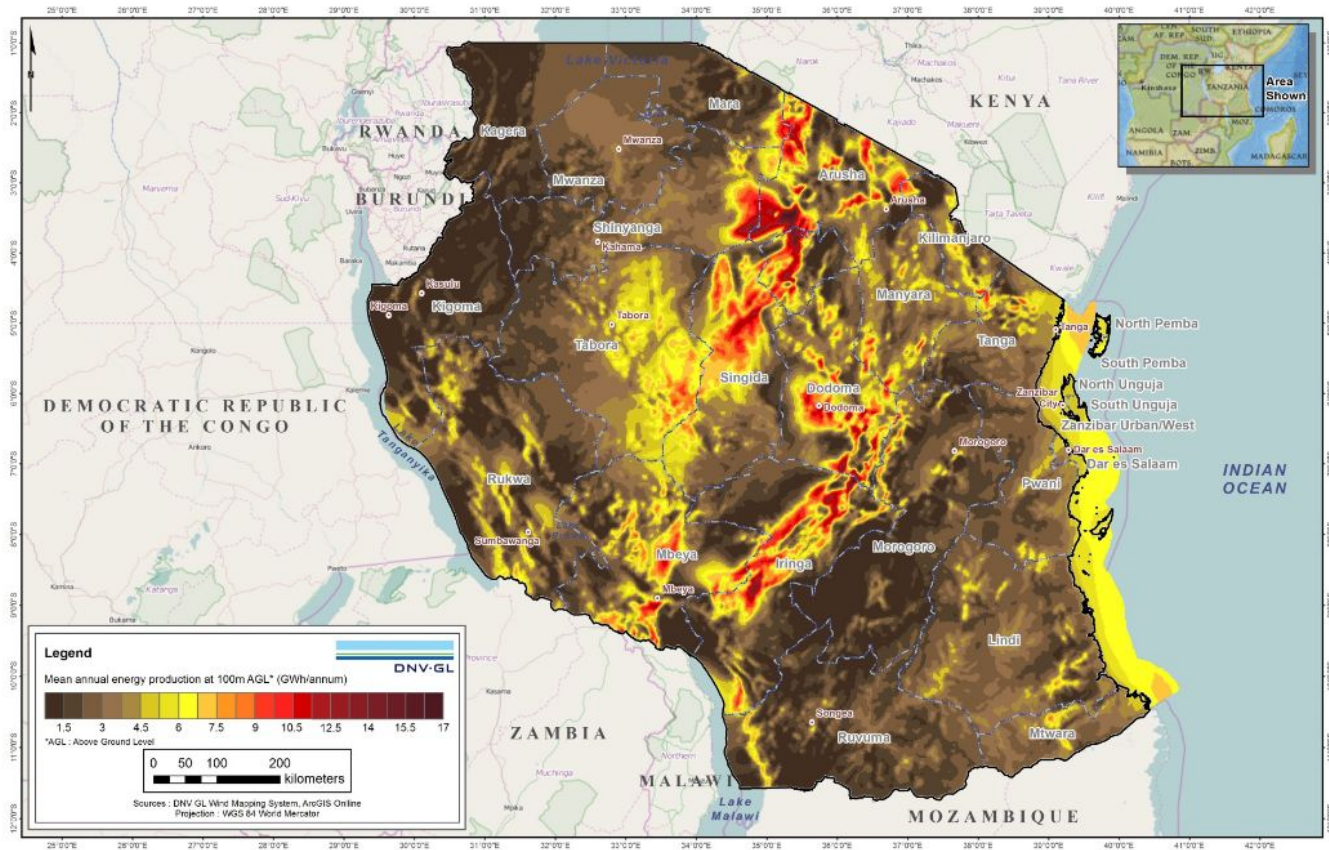
# Barriers to Geothermal Energy

<b>Barriers</b>	<b>Solutions and Approach</b>
Lack of awareness to stakeholders, decision makers and land planners	Create awareness, emphasising importance of geothermal as clean and renewable energy source
Lack capacity to develop GTE: Few trained professionals and lack of training on GTE	Provide and develop training approach: Train Tanzanians in various fields related to GTE
<ul style="list-style-type: none"><li>★ High cost involved in GTE exploration and start-up costs (1 exploratory well ± \$ 5 mil.)</li><li>★ Not enough interest from private sector</li></ul>	<ul style="list-style-type: none"><li>★ Produce new &amp; detailed geothermal maps (update) → attract research opportunities and investors</li><li>★ GoT should become more involved with regional geothermal initiatives (ARGE0)</li></ul>

# Wind Power

- Estimated need at least 5 m/s average wind speeds
  - Locations along/off coastline and in south central Tanzania are ideal
  - Seasonal variance in other areas due to
- Could generate 50 - 100 MW additional power in localized regions
  - Potential for up to 500 MW total production
- 1st Wind Farm just built
  - Wind East Africa in Singida
- Problems:
  - Monsoon season and changes in ENSO
  - Variable wind speeds
  - Cost
  - Lack of research





**Figure 3-4 Preliminary and unvalidated wind energy map created using the DNV-GL Wind Mapping System**

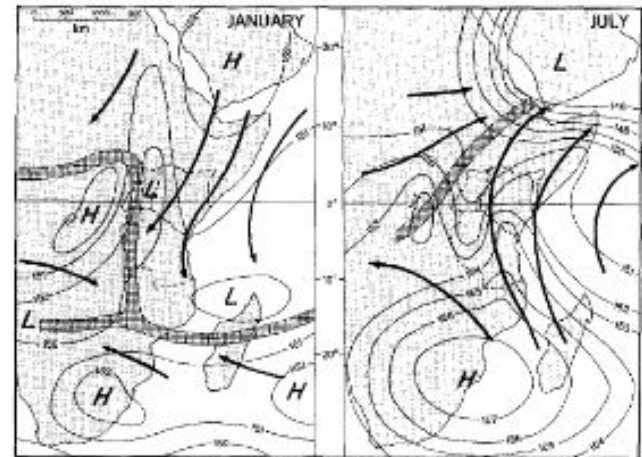
# East African Monsoon

- Extension of Asian Monsoon
- Causes 1 wet season in southern Tanzania, 2 in central and northern
  - Winds strong from Northeast In spring
  - Southwest in Summer and East in fall
- Consistent wind speeds along the coast on yearly basis
  - Seasonal variations inland
- Climate change
  - ENSO (El Niño Southern Oscillation)
  - Drier regions become drier
  - Affects hydropower and river/lake volume
  - Weakening westerlies weakens overall circulation

Fig 1

Surface winds, pressure distribution and the mean position of the surface I.T.C.Z. in Eastern Africa. Pressure distribution: thin lines, indicating the elevation of the 850 mbar surface in geopotential dekametres.

I.T.C.Z.: indicated by cross shading.

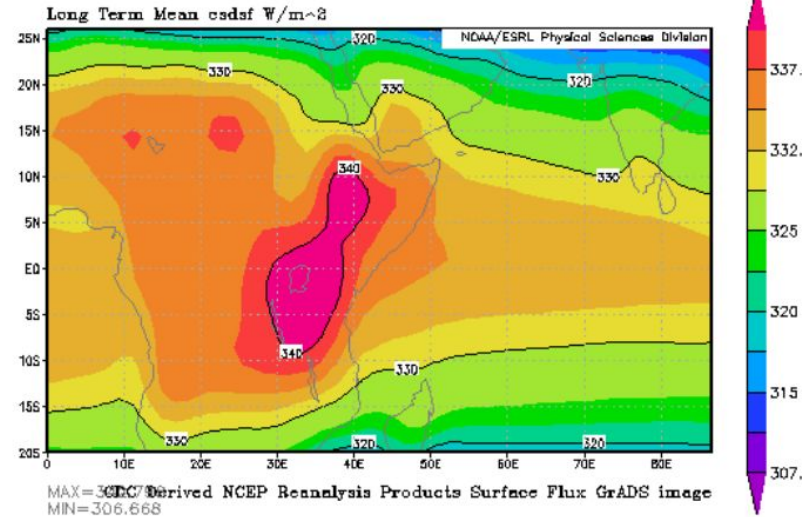


# Barriers to Wind Energy

- Government
  - Government support is available
  - Government unsure how to regulate cost and usage
- Cost
  - 1st ever wind farm in Tanzania cost \$285 million
  - Investors are prepared to back the country
- Location
  - Must be located on coast or Southwest Tanzania
  - No large scale grid network to distribute power
  - Will only provide localized power
- Research
  - R&D for new technologies
  - Understand current climate and variations (wind speeds, temps, etc)

# Solar

- Viable in all parts of the country
  - Especially Central and Western areas
- Individual and micro-grid scale
  - No reliance on national grid
  - Effective solution for remote communities
- Partial roll out by “Lighting Africa”
- Accessibility limited by cost of individual units



# Lighting Africa

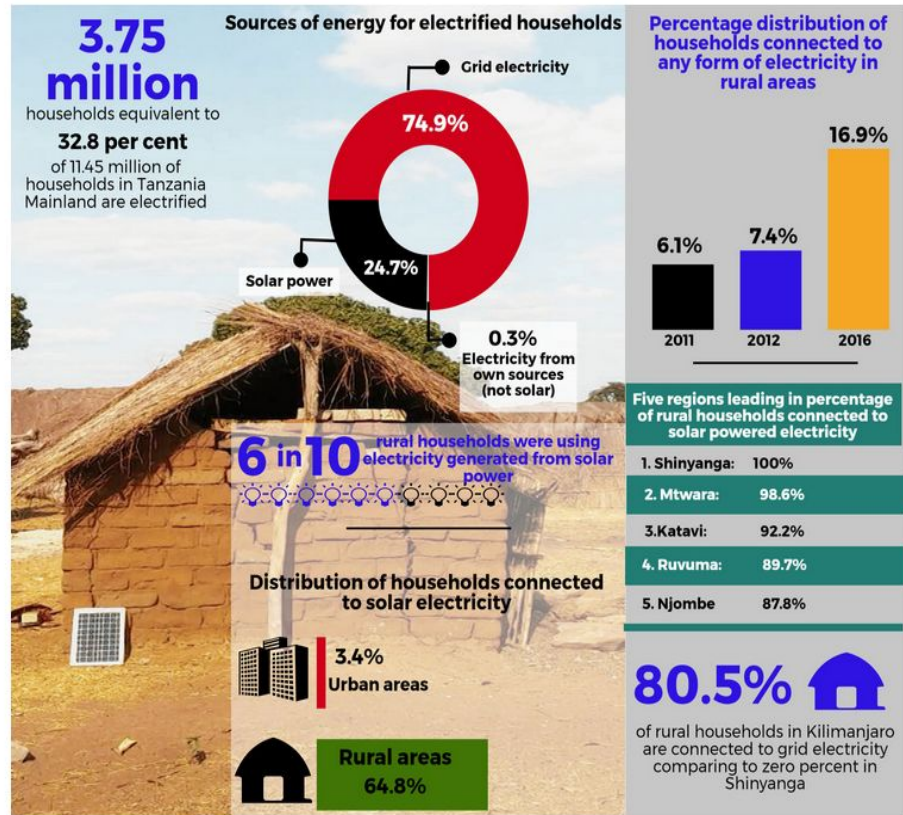


- Utilizes private sector to build sustainable markets
  - Has provided power to 7.7 million across Africa
- Has 5 main components:
  1. Quality Assurance. Establishing quality specifications and developing testing methodologies to promote the manufacture and distribution of quality products
  2. Market Intelligence. Informing the design of suitable products for the African market
  3. Business Support and Access to Finance. Assisting manufacturers and distributors in achieving their business goals and supporting new business models to deliver low-cost and high-quality off-grid lighting and supporting distributors and consumers to locate potential sources of funding
  4. Consumer Education. Generating awareness about and building demand for modern off-grid lighting products
  5. Policy and Regulation. Engaging governments to create an enabling policy and regulatory environment and supporting them in integrating modern off-grid lighting in their electrification plans



# Current Solar

- Rural Areas
  - 65% of households receive energy from solar
  - 34.5% of households connected to grid
  - 24.7% total households in all of Tanzania use solar energy
- 10 MW solar panels used
  - Bought by farmers/village persons
  - Provide energy for light bulbs, charging electronics, etc
- Technology becoming cheaper
  - More people adopting
  - Investors want to build solar grids



Source: Energy access situation report, 2016    Infographics & analysis: Nuzulack Dausen    Twitter: @nuzulack  
Photo credit: Sisty Basil/Hivos change lab Tanzania    **TheCitizenData**

# Barriers to Solar Energy

- Cost
  - Costs have been reduced in the past 3 years
  - Large solar grids need investor backing
  - Rural Areas need to be connected to a grid
- Lack of Government Policies
  - Need to control import of cheaper solar technologies
  - Need to control import of low quality equipment
  - Need to put more off-grid villages in their electrification projects
- Knowledge
  - Many Tanzanians don't know they have access to such technology
  - R&D needs to be done to better develop technology in the country

# Education

Table 3.3: Percentage Distribution of Members of Households Level of Education Attained by Sex and Place of Residence

Level of education	Total	Male	Female	Rural	Urban
<b>Total</b>	<b>100</b>	<b>100</b>	<b>100</b>	<b>100</b>	<b>100</b>
Nursery Education	4.0	4.4	3.7	4.1	3.8
Primary Education	64.3	65.3	63.4	67.2	57.9
Course After Primary	0.4	0.4	0.4	0.4	0.5
Secondary (O level)	12.7	13.5	11.9	7.9	23.2
Course After Secondary	0.4	0.5	0.3	0.2	0.7
Secondary (A level)	0.6	0.8	0.4	0.2	1.3
Training After High School Education	0.1	0.1	0.0	0.0	0.2
Others Certified Training	0.6	0.7	0.5	0.3	1.1
Higher Learning	2.1	2.7	1.5	0.4	5.6
Adult Education	0.1	0.1	0.1	0.1	0.0
Never gone to School	14.9	11.5	18.0	19.1	5.7

- Primary school account for most of public's knowledge
  - Large percentage have never gone to school
- Need to be educated in renewables
- Public opinion research finds that public awareness and concern about CC vary greatly across the world
  - Other related key factors highlight the need to develop tailored CCE strategies/curriculums for individual nations

# How do we Educate them?

- Inform the Public
  - Teach about renewable energy in school
  - Educate the uneducated with pictures and demonstrations rather than numbers
- Inform the officials
  - Scientists need to present the issue in a way that makes it present to officials
  - Show them the near-term effects first
  - Then show the economics of long-term solutions
- When dealing with Economy, need backing of businesses first
  - Industry leaders hold immense political persuasion powers
- Effective Policies need to be enacted to help curb the issue
  - Paris Agreement, Kyoto Protocol set no economic climate change standards
  - Price of carbon needs to be factored in and used as a controlling mechanism
  - How can this be done effectively?

# 20 years later

- National Development Vision 2025
  - Developed with help of European Union
  - 5-year development plans to become middle-income country by 2025
  - Need 10,000 MW increase in power generation capacity
  - Plan to have 75% of population access to electricity by 2025
- Still majority rural
  - Cannot feasibly build large-scale grid
- We want 100% of rural communities have solar/grid power
  - Localized grids and solar panels
  - 10 MW panels already available
- Higher levels of education through inter/intranet programs
  - Both for public and government
- Wind Energy at coast and Southwest areas

# How can we achieve this?

- Rely on coal/oil/natural gas reserves in country to build economy
  - Cannot reliably switch to renewables without first stabilizing economy
  - Should be accomplished by 2025
- Send in scientists and researchers to educate public and government
  - Teach people how renewables work and what they are
  - Train their scientists to work on renewables
  - Help government deal with economic side of renewables
- Begin wind power on the coast
  - Need investors to build turbines and show they are cost-effective
- Mass distribute solar panels
  - Cheaper solar panels distributed to rural regions
  - Done through Gov programs, Private Investors, etc

# References

- Sondo, L., Kidiffu, E. and Sondo, H. (2018). Energy 2018 | Tanzania | Laws and Regulations - Global Legal Insights. [online] GLI - Global Legal InsightsEnergy 2018 | Tanzania | Laws and Regulations. Available at: <https://www.globallegalinsights.com/practice-areas/energy-laws-and-regulations/tanzania> [Accessed 2 May 2018].
- TanzaniaInvest. (2018). Tanzania Energy - TanzaniaInvest. [online] Available at: <https://www.tanzaniainvest.com/energy> [Accessed 2 May 2018].
- Usaid.gov. (2018). Power Africa in Tanzania | Power Africa | U.S. Agency for International Development. [online] Available at: <https://www.usaid.gov/powerafrica/tanzania> [Accessed 2 May 2018].
- Mnjokava, T. (2013). Kenya Electricity Generating Co., Ltd. GEOTHERMAL EXPLORATION IN TANZANIA – STATUS REPORT. [online] Available at: <https://orkustofnun.is/gogn/unu-gtp-sc/UNU-GTP-SC-17-1003.pdf> [Accessed 2 May 2018].
- Tanzania Geothermal Development Company and African Development Bank (AfDB) (2017). Tanzania: Geothermal Energy Development Project. Government of Tanzania and the African Development Bank, p.18. [online] Available at: [https://www.climateinvestmentfunds.org/sites/default/files/meeting-documents/srep\\_tanzania\\_-\\_afdb\\_funding\\_proposal\\_geothermal\\_development\\_project\\_-\\_f.pdf](https://www.climateinvestmentfunds.org/sites/default/files/meeting-documents/srep_tanzania_-_afdb_funding_proposal_geothermal_development_project_-_f.pdf)
- Bgr.bund.de. (n.d.). BGR - Tanzania. [online] Available at: [https://www.bgr.bund.de/EN/Themen/Zusammenarbeit/TechnZusammenarb/Geotherm/Projects/Tanzania/tanzania\\_node\\_en.html](https://www.bgr.bund.de/EN/Themen/Zusammenarbeit/TechnZusammenarb/Geotherm/Projects/Tanzania/tanzania_node_en.html) [Accessed 2 May 2018].
- Government of Tanzania, “Vision 2025: Big Results Now,” Presentation of the results of the Energy Lab, April 2013.
- Ministry of Energy and Minerals, “Final Report on Joint Energy Sector Review for 2010/11,” September 2011
- Saiguran Loisulie, “Vulnerability of the Tanzanian Hydropower Production to Extreme Weather 68Events,” Sokoine University of Agriculture, Faculty of Science, Department of Physical Sciences, Morogoro.
- Lee, Tien Ming, et al. “Predictors of public climate change awareness and risk perception around the world.” Nature News, Nature Publishing Group, 27 July 2015, [www.nature.com/articles/nclimate2728](http://www.nature.com/articles/nclimate2728).
- Mochizuki, Yoko, and Audrey Bryan. “Climate Change Education in the Context of Education for Sustainable Development: Rationale and Principles.” Journal of Education for Sustainable Development, Sage Publications, 4 June 2015, [journals.sagepub.com/doi/abs/10.1177/0973408215569109](http://journals.sagepub.com/doi/abs/10.1177/0973408215569109).