




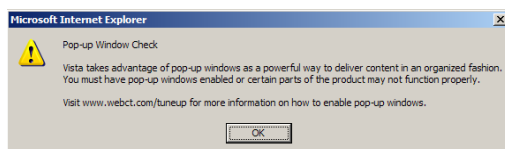
Blackboard Vista Access Information

To get your Blackboard Vista username and password:

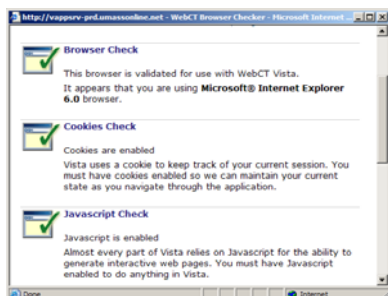
1. Go to <http://continuinged.uml.edu/online> and click on **Get Your Online Course Username/Password** link.
2. Follow on-screen instructions carefully to enter the information required to retrieve your username and password.
3. Print out the confirmation screen for your records.
4. To access the online supplement for your course, go to <http://continuinged.uml.edu/online>, click **online student login**  and enter your username and password.

Important steps to complete when you first login

1. When you first log into Blackboard Vista, pay particular attention to the warning messages that may come up. If you see a warning message about pop-up windows being disabled (similar to the one shown below), **you must turn off all pop-up blockers on your computer in order to use Blackboard Vista or allow pop-ups from the course website.**



2. If you get a **Java Security Certificate Warning** message, make sure to first check the box next to **Always trust content from this publisher**, then click the **Run** button.
3. Do a browser check by clicking on **Check Browser** link at the top right of the screen.
4. Scroll down in the browser check results window and make sure everything is marked with a green check:



5. If you see anything with a red X next to it, scroll down to the bottom of the window and click on **Step-by-step instructions to properly configure your browser** link.

How to get technical help

If you're having problems with Blackboard Vista, please contact Continuing Education Online Learning technical support:

Monday - Friday 8:30am - 5:00pm EST

Local Phone Number: 1-978-934-2467

Toll Free Number: 1-800-480-3190

Saturday, Sunday, Holidays and Monday - Friday 5:00pm - 8:30am EST

Toll Free Number: 1-800-569-6505